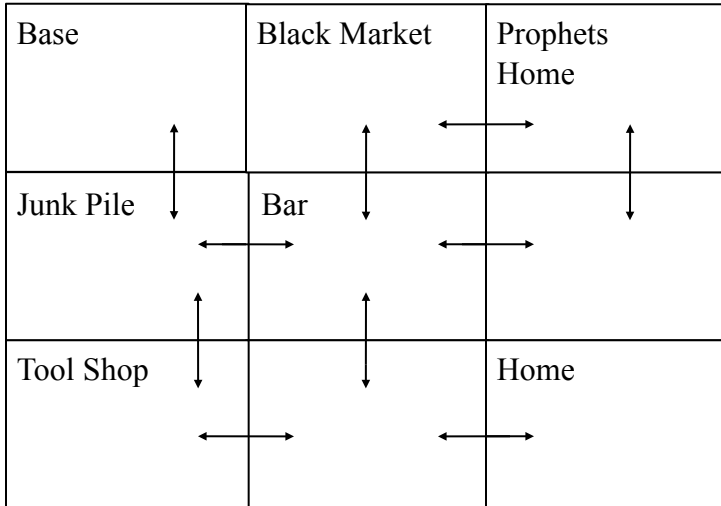
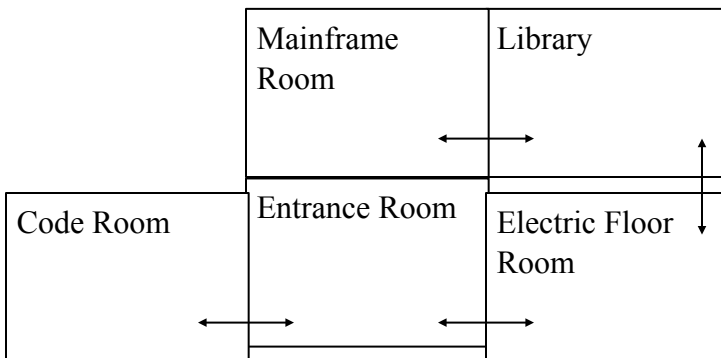


# Cyberpunk I: The Search for Junc

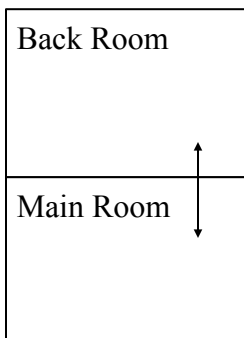
9 Outdoor screens:



Evil Corp:



Bar:



## **VIEWS –**

Adis Keptosh -- Ego: Talk, walk, jack-in, drink, sit, jump, use cloaker, use levitator, death (shot, electrocuted, data overload)  
Nesa Jussox -- Ego Girlfriend: Walk, laying, sprawled, stumbling, talk  
Irim Bonpoth -- Prophet: walk, talk, sit  
Chesu -- Prophets Robo-cat: (use KQ3 cat)  
Wuzatu -- Black market vendor (Robot): get off shelf, talk, walk  
Zeo -- Bartender: (Joe) talk  
Thata -- Bar Patrons: (3 Robots, 2 humans) jack-in, walk, talk, sit, drink  
Black Market Patrons: (2 Robots, 3 humans) walk, talk  
Tool Shop Clerk (Robot): Talk, get item, walk  
Tool Shop Patron: get item, walk, talk  
Evil Corp guards: (SQ1 white alien heads) talk, walk, shoot

## **PICS –**

Random Rooms (3 minimum)  
Outside of Home  
Outside Prophets Home  
Black Market  
Outside Bar  
Outside Tool Shop  
Outside Evil Corp  
Outside with Junk Pile  
Evil Corp Code Room  
Evil Corp Entrance Hall  
Evil Corp Electric Floor Room  
Evil Corp Library  
Evil Corp Mainframe Room  
Inside Tool Shop  
Inside of Bar (Main Room)  
Inside of Bar (Back Room)  
Inside of Home  
Inside Prophets Home

## **Inventory –**

Junc Port  
Portable Terminal  
Pur Disk  
Data Chip  
Packets of junc  
Credits  
Cloaker  
Levigator  
Book

Solution:

At home, get junc-port from drawer. Go to bar, junc runs out, find Nesa in front of bar, must find out why junc is gone. Go see the prophet, Irim Bonpoth. Prophet sends you to find "disk". Disk is hidden in "the junk pile", it is inside of the "Portable Terminal". Return disk to prophet. Prophet inserts disk in Chesu, cat comes to life. Irim tells you to prepare for your journey to Evil Corp and gives you a "data chip". Go to Black Market and trade Portable Terminal for 3 packets of junc (1 for you, 1 for your girlfriend, 1 to sell). Go to house, give 1 packet of junc to Nesa. Take 1 packet of junc at "juncmodule" in bar. Sell junc at bar, talk to Joe, see Thata in back room. Go to the Tool Shop and buy a "cloaker" and a "levigator". Go to Evil Corp, use Cloaker, walk past guards. Go to Code Room and solve Code Puzzle (solution on back of data chip). Go to Electric Floor Room, walk along electrified maze. Enter Library, read books, find book titled "hidden levers and doors". Get book. Door opens to next room. Go to Mainframe Room. Use levigator to cross pit. Jack in to the Mainframe, system crashes and junc is restored to the city. Game end.